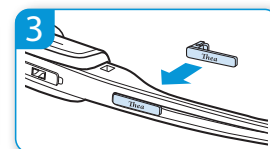
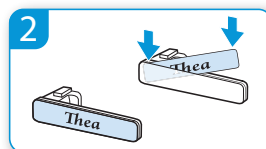
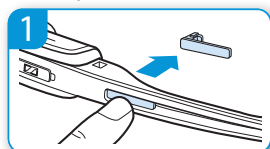


Personalize your headset

- Make your own name plate:

1. Choose the color you want to use
2. Decide which font size you want to use
3. Write your name or initials in the cell
4. Print & cut out the name card
5. Place the name card in the name plate

Name plate:



12 pt

11 pt

10 pt

9 pt

8 pt

Black	Black	Black	Black	Black
Black	Black	Black	Black	Black
Black	Black	Black	Black	Black
Black	Black	Black	Black	Black
Grey	Grey	Grey	Grey	Grey
Grey	Grey	Grey	Grey	Grey
Grey	Grey	Grey	Grey	Grey
Grey	Grey	Grey	Grey	Grey
Blue	Blue	Blue	Blue	Blue
Blue	Blue	Blue	Blue	Blue
Blue	Blue	Blue	Blue	Blue
Blue	Blue	Blue	Blue	Blue
Pink	Pink	Pink	Pink	Pink
Pink	Pink	Pink	Pink	Pink
Pink	Pink	Pink	Pink	Pink
Pink	Pink	Pink	Pink	Pink